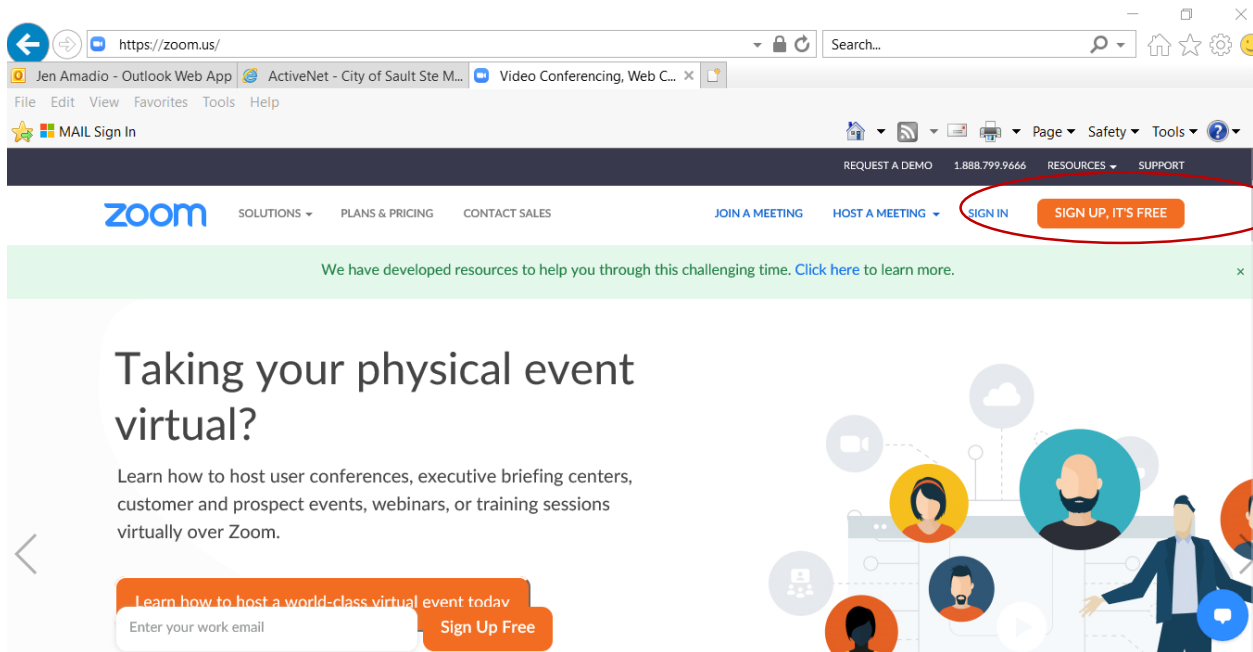


How to sign up for Zoom

Visit the website <https://www.zoom.us/>

Click on “sign up it’s free” button



It will ask you for your birthdate – just to ensure you are of age to be using this program

Press “continue” when you have filled it in



For verification, please confirm your date of birth.

A screenshot of the birthdate verification form. It contains three dropdown menus for the month, day, and year, followed by a blue 'Continue' button. The entire set of input fields is circled in red, with a red arrow pointing to it from the right. Below the form, it says 'This data will not be stored'.

Enter your personal email address that you currently use to check emails

Click “sign up”

MAIL Sign In

REQUEST A DEMO 1.888.799.9666 RESOURCES SUPPORT

zoom SOLUTIONS PLANS & PRICING CONTACT SALES JOIN A MEETING HOST A MEETING SIGN IN SIGN UP, IT'S FREE

Sign Up Free

Your work email address

active55+@cityssm.on.ca

Zoom is protected by reCAPTCHA and the Privacy Policy and Terms of Service apply.


Sign Up

Already have an account? [Sign in.](#)

or

An email will be sent to the inbox that you used above. Check spam and trash to just be sure. If you do not see that email shortly after clicking “sign Up” you can press “resent another email”

zoom SOLUTIONS PLANS & PRICING CONTACT SALES JOIN A MEETING HOST A MEETING SIGN IN SIGN UP, IT'S FREE



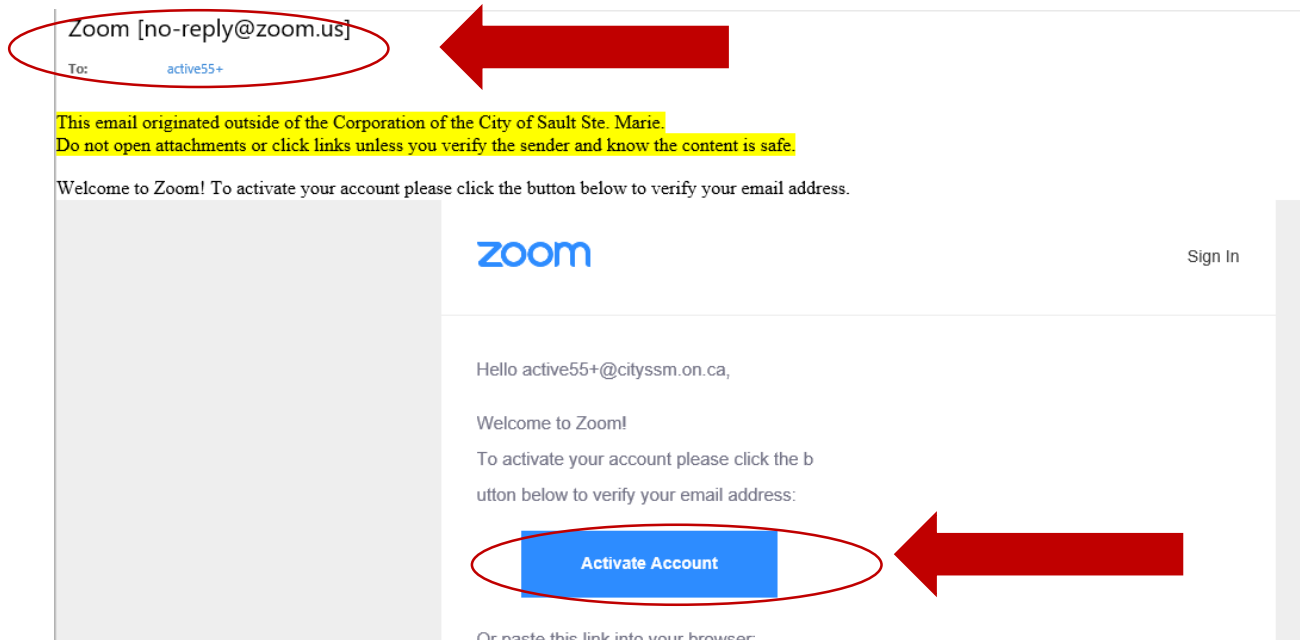
We've sent an email to active55+@cityssm.on.ca.
Click the confirmation link in that email to begin using Zoom.

if you did not receive the email,
[Resend another email](#)

You will receive an email in your inbox from no-reply@zoom.us

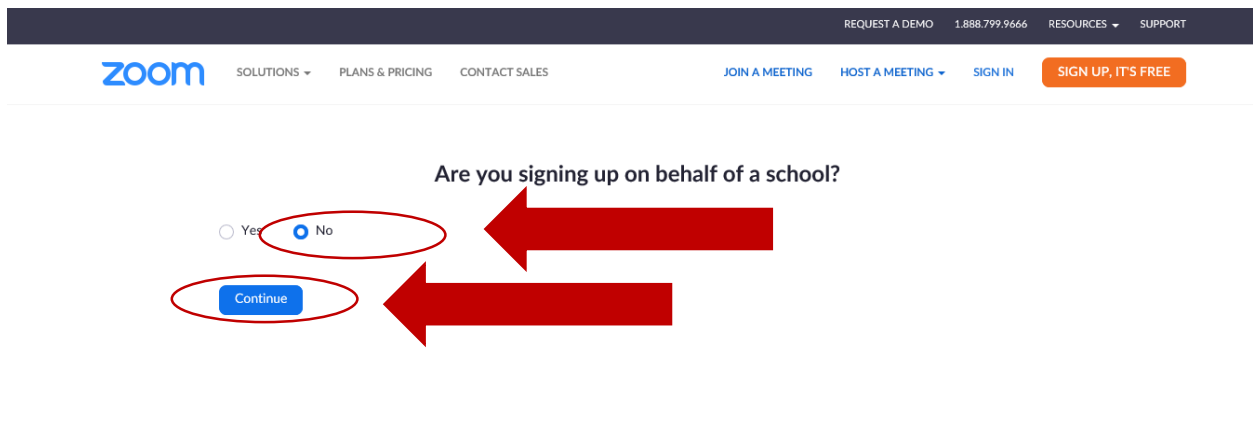
Click “Activate Account”

It should take you to a new internet browser window. If it does not there is a link you can copy and paste to a window



This page comes up next. Click “NO” on the circle

Click “continue”



Enter Your First Name that you want to Appear

Enter your Last name that you want to Appear

Enter a password

The Password must: Have at least 8 Characters

Have at least 1 letter (a, b, c... etc)

Have at least 1 number (1, 2, 3.. etc)

Include both Upper and Lower case characters

Enter Password again

Click "Continue"

zoom SOLUTIONS PLANS & PRICING CONTACT SALES

REQUEST A DEMO 1.888.799.9666 RESOURCES SUPPORT

JOIN A MEETING HOST A MEETING SIGN IN SIGN UP, IT'S FREE

Welcome to Zoom

Hi, act***@***ca. Your account has been successfully created. Please list your name and create a password to continue.

Active

55+

.....

Password must:

- Have at least 8 characters
- Have at least 1 letter (a, b, c...)
- Have at least 1 number (1, 2, 3...)
- Include both Upper case and Lower case characters

.....

By signing up, I agree to the [Privacy Policy](#) and [Terms of Service](#).

Continue

This next step isn't necessary

Click "skip this Step"

zoom SOLUTIONS PLANS & PRICING CONTACT SALES

REQUEST A DEMO 1.888.799.9666 RESOURCES SUPPORT

SCHEDULE A MEETING JOIN A MEETING HOST A MEETING

Don't Zoom Alone.

Invite your colleagues to create their own free Zoom account today! [Why invite?](#)

name@domain.com

name@domain.com

name@domain.com

[Add another email](#)

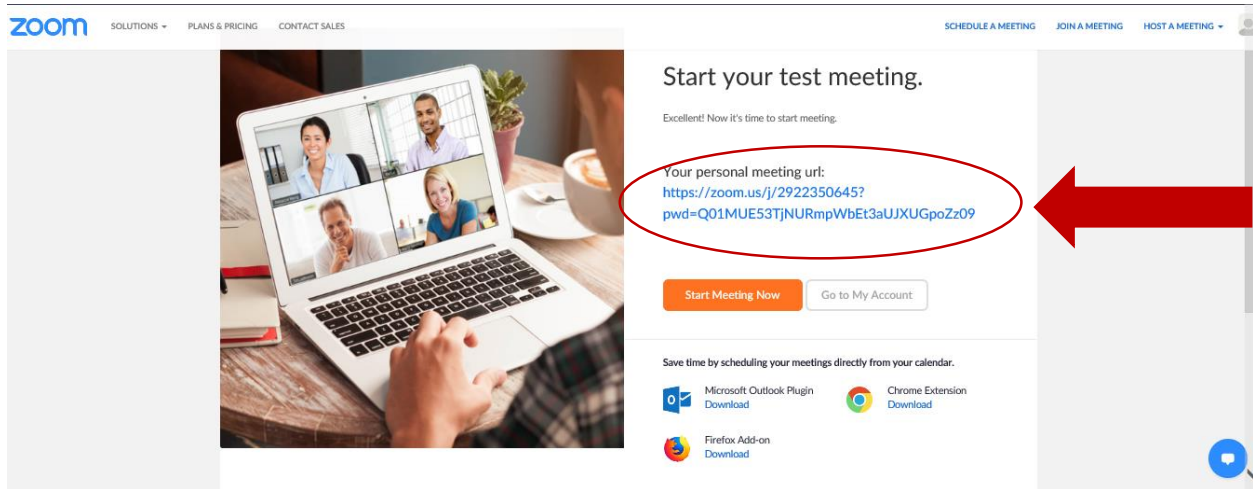
☐ I'm not a robot

reCAPTCHA

Invite


Skip this step

If you want to practice you can, otherwise you have completed your account. Now you can go sign into your Zoom App.

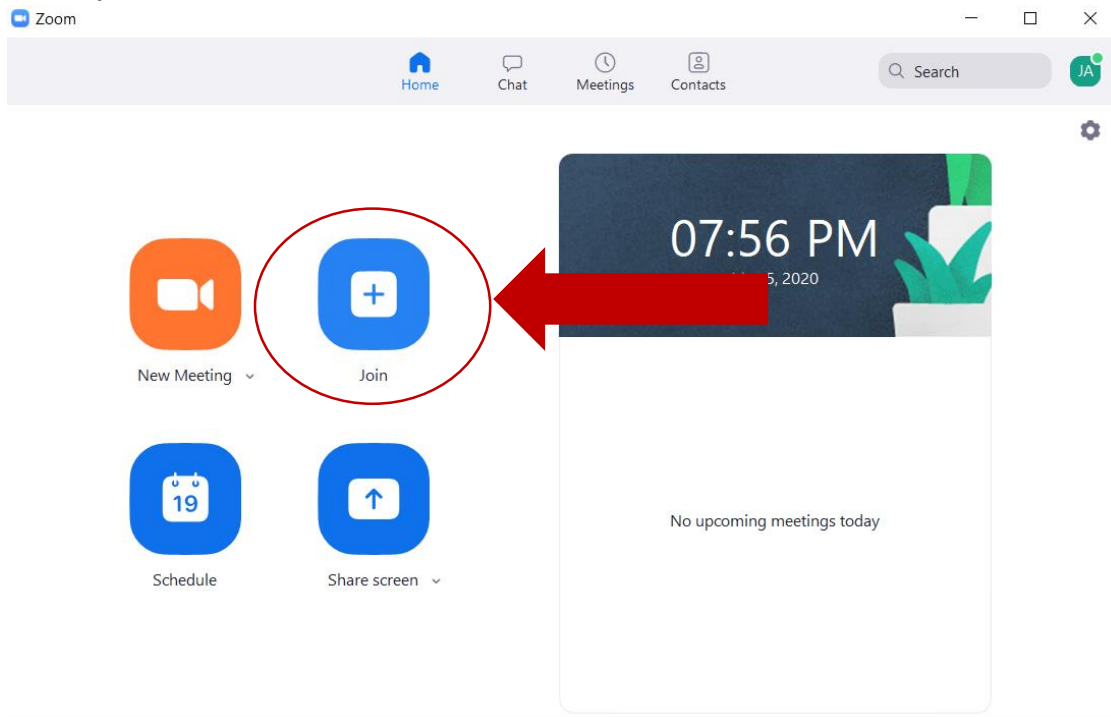


Your Zoom App once downloaded will look like below:

Click on the Zoom App to get started

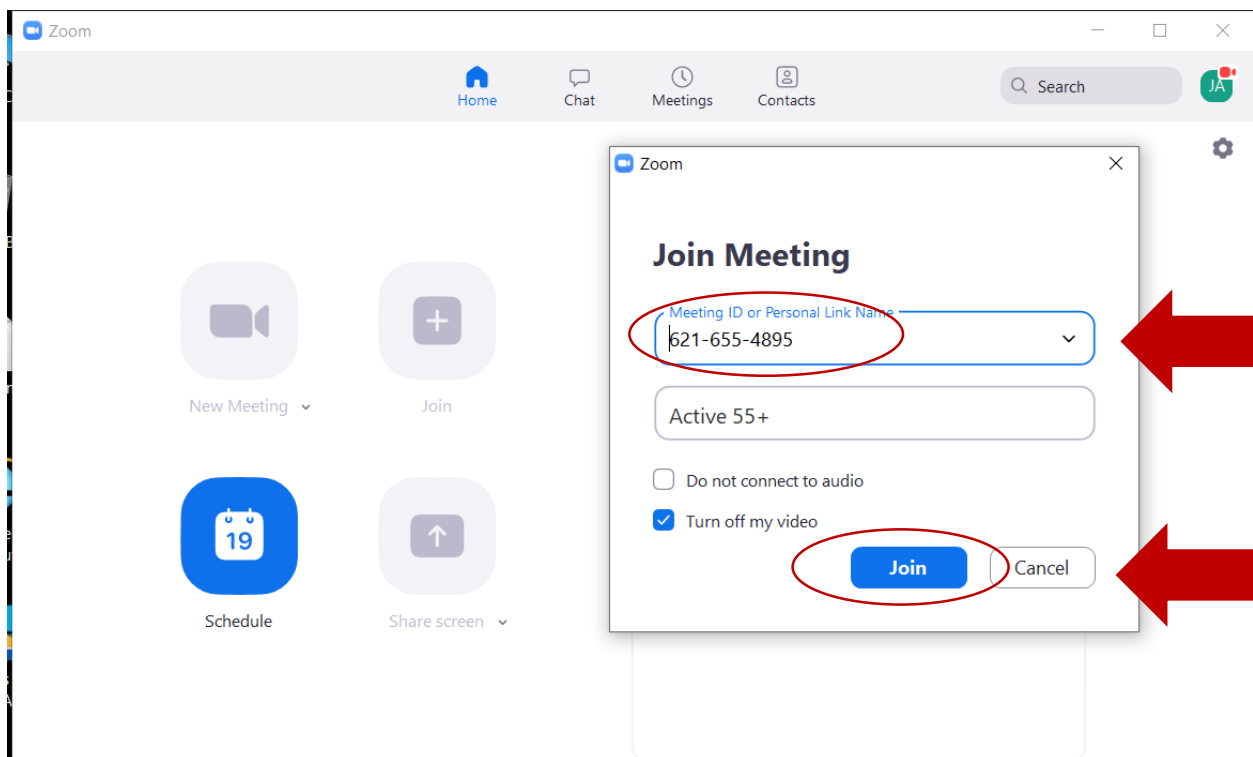


Once Open Click On "Join"



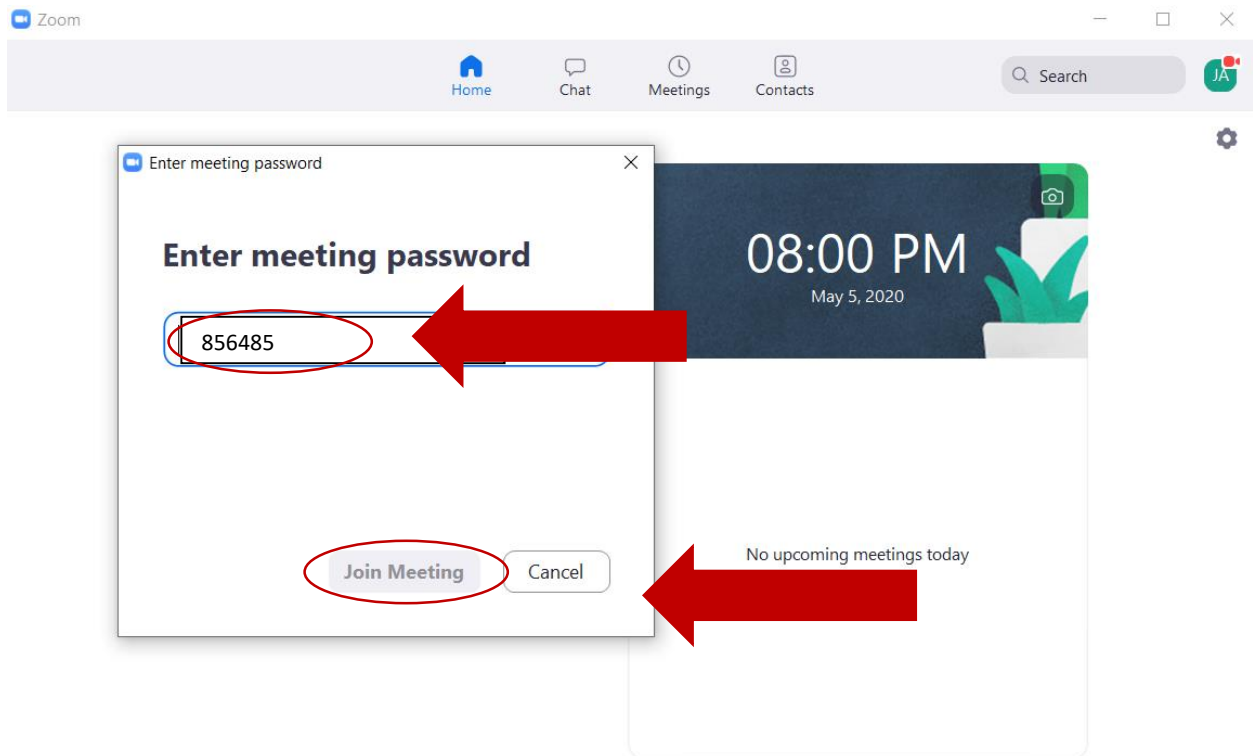
Enter Meeting ID: 621 655 4895

Click "Join"



Enter the meeting password: 8 5 6 4 8 5

Click “Join Meeting”



Your screen will look like Below:

You have the option to Mute your microphone or take your video off

